



ASPEN TRAIL

TRADITIONAL TRAVEL TRAILERS &
DESTINATION TRAILERS



Make every journey your own.



Welcome to the Soul of RVing.





Our History

You may remember Dutchmen's original slogan, "If it ain't Dutch, it ain't much." Dutchmen RV has a meaningful longevity, having celebrated its 35th anniversary Dutchmen was founded with innovative floorplans, bringing more standard features for less money to the market. This tradition has continued throughout our history, as we continue to deliver award winning floorplans with trailblazing value.

Key Values

Legendary Innovation, Trailblazing Value

Dutchmen was founded on innovative floorplans, bringing more standard features for less money to the market. We continue to deliver on this over 35 years later, delivering legendary innovation for trailblazing value.

The Soul of RVing

RVing is who we are. RVing is about feeling boundless excitement as you reach your next destination. Whether you're boondocking off-the-grid or hooked up at a campsite, each new day unfolds and limitless adventure awaits. RVing is about immersing yourself in laughter and storytelling with family and friends around the campfire. Making memories you won't soon forget. This is Dutchmen. This is the soul of RVing.

The Dutchmen Connection

No matter which Dutchmen RV you choose or where you park it, at Dutchmen you're family. Connect with other RVers in the Dutchmen community. Sharing adventures is a great way to get inspired and get on the road. Gather 'round our social media campfires so we can share some stories with you! When you see another Dutchmen on the road or at the campsite, you know your fellow travelers share the soul of RVing with you.

More standard features. More value. This is the Soul of RVing.

Everything we put into our RVs is designed to help you make memories with family, friends, and fellow travelers along the way. We don't just build and sell RVs—we have the industry's best RV warranty, 100% pre-delivery inspection, and are the leader in parts and service. While other manufacturers offer features as options, we prefer to make those same features standard. We've built a reputation for bringing RV owners more standard features for less money for more than 35 years, and it's a reputation we plan to keep.



100% Pre-Delivery Inspection

At Dutchmen, quality is standard. Every single RV that comes off the line receives its own pre-delivery inspection—a thorough 253-point check to ensure accurate measurements, as well as fully-functional electronics and components.



The Industry's Best RV Warranty

Our industry-best 3 Year Warranty means you don't have to wrangle over the details. We deliver value by clearly outlining the major components we back for the first three years.



The Leader In Parts & Service

Replacement parts. Routine checkups. Expert advice. We've got it all covered. When only the best RV services will suffice, our industry-leading parts and service department is ready to help you get back on the road.

Tow Vehicle Disclaimer. CAUTION: Owners of Dutchmen recreational vehicles are solely responsible for the selection and proper use of tow vehicles. All customers should consult with a motor vehicle manufacturer or their dealer concerning the purchase and use of suitable tow vehicles for Dutchmen products. Dutchmen disclaims any liability or damages suffered as a result of the selection, operation, use or misuse of a tow vehicle. DUTCHMEN'S LIMITED WARRANTY DOES NOT COVER DAMAGE TO THE RECREATIONAL VEHICLE OR THE TOW VEHICLE AS A RESULT OF THE SELECTION, OPERATION, USE OR MISUSE OF THE TOW VEHICLE. REFERENCE DUTCHMEN MANUFACTURING OWNERS MANUAL FOR LIMITED WARRANTY DETAILS.

Destination: ASPEN TRAIL

Aspen Trail offers a dynamic range of floor plan options to fit any camping style. With more standard features and a focus on quality, value, and design, Aspen Trail delivers the best value in its class. Whether your trail leads across this great country or simply a staycation in your new Aspen Trail Destination trailer, with Aspen Trail make every journey your own.

Aspen Trail Power Package - Aspen Trail Power Stabilizers, Power Awning and Power Tongue Jack make setting up and breaking down your campsite a breeze.

Fully Enclosed Underbelly - all of your RVs vital functions are kept out of the elements. Plus, this extra layer of protection means you can travel further into the year.

Aluminum Steps - stability you need when coming and going from your Aspen Trail. Easy to expand and store away, these aluminum steps deliver a sound platform.



 To see more features, visit dutchmen.com

Standard features in every travel trailer floor plan.



Stabilizer Jacks

Front & Rear Stabilizer Jacks to help level your RV.



Power Tongue Jack

No more busting your knuckles, quick and easy set up and tear down.



Dual 20lb Propane Tanks

Dual tanks ensure fewer trips to fill up, and longer hot showers and more dinners from the oven.



Solar Prep

Are you ready to go off grid? So is your Aspen Trail, prepped for solar.



Back Up Camera Prep

Adding a rear camera system is easy with rear camera prep.



USB Ports

Charge all your devices in convenient port locations throughout your RV.



Prepped for WIFI 4G LTE

Easily connect your WiFi router in your RV with 4G LTE.



To see more features, visit dutchmen.com


Feel at home
from the first
moment.



Interior Features:



- Residential Queen Bed
- Seamless Countertops
- High Rise Faucet
- 3 Burner Cooktop w/ Oven and Glass Cover
- Microwave
- Stainless Steel Single Bowl Farm Sink
- 10 cu. ft. 12 V Refrigerator
- Range Hood w/ Light and Exhaust Fan
- LED Fireplace w/Electric Heat*
- 15,000-BTU A/C - Standard on ALL Models
- High Output Furnace
- Hardwood Cabinetry Throughout
- Convertible U-Shape Dinette*
- 82" Interior Height
- Pleated Night Shades
- Bathroom Exhaust Fan



Exterior Features:

- Mega Pass Through Storage Compartment w/ LED Light
- Roof Solar Power Prep w/Inverter Prep (N/A on Loft Series)
- Aluminum Entry Steps (Main Entry Only)
- Diamond Plate Rock Guard
- Power Awning w/ LED Light
- Exterior Shower
- Smooth Metal Front End
- Fully Enclosed Underbelly
- Tankless Water Heater
- Black Tank Flush
- Front & Rear Stabilizer Jacks
- Magnetic Baggage Door Catches
- Friction Hinge Entry Door
- Easy Lube Axles
- Extended Long Rain Gutters
- Back Up Camera Prep



 To see more features,
visit dutchmen.com


See the Dutchmen® Construction Advantage.

We put a great amount of thought into every RV we design and build. From strong frames, to sturdy walls and insulation, we build every RV to take you on many adventures to come.



Durable Roof Structure

- TPO Roof - Lifetime Warranty
- 3/8" Decking
- Fiberglass Insulation
- Lauan Interior Panel



Blade Air Flow System

This design reduces air turbulence and noise accelerating airflow with duct elbows and wyes that feature enlarged inlets and narrow as they push cooled air from the AC through the length of the ducting.

(On Ducted AC Models Only)



Insulated Reinforced Front Cap

- Lauan Interior Panel
- Aluminum Frame with Fiberglass Insulation
- Fiberglass Front Cap

 To see more features, visit dutchmen.com

Aspen Trail 2860RLS

- Length: 32' 11"
- Weight: 6,707 lbs.
- Sleeps: 4-6
- Hitch: 753 lbs.
- Height: 11'3"



Select Key Features

- Rear Tri-Fold Sleeper Sofa
- Hidden Pantry
- 2 Recliners

 All info & specs are for units manufactured after 11/1/2023

Aspen Trail 2880RKS



- Length: 33' 1"
- Weight: 6,741 lbs.
- Sleeps: 4-6
- Hitch: 813 lbs.
- Height: 11'2"

Select Key Features

- Rear U-Shaped Kitchen
- 2 Recliners

 All info & specs are for units manufactured after 11/1/2023

Aspen Trail 3020BHS

- Length: 34' 6"
- Weight: 7,148 lbs.
- Sleeps: 6-8
- Hitch: 922 lbs.
- Height: 11' 4"



Select Key Features

- Double Bunks
- Full Bath & Half Bath
- Tri-Fold Sleeper Sofa
- U-Shaped Dinette

 All info & specs are for units manufactured after 11/1/2023

Aspen Trail 3210BHDS

- Length: 36' 10"
- Weight: 7,946 lbs.
- Sleeps: 6-8
- Hitch: 1,082 lbs.
- Height: 11' 4"



Select Key Features

- Separate Bunk Room
- U-Shaped Dinette
- Radius Shower
- Exterior Kitchen

 All info & specs are for units manufactured after 11/1/2023

Aspen Trail 3300RKS

- Length: 37' 11"
- Weight: 8,020 lbs.
- Sleeps: 2-6
- Hitch: 1,090 lbs.
- Height: 12' 6"



Select Key Features

- Rear Kitchen
- Full Front Wardrobe
- Washer Dryer Prep

 All info & specs are for units manufactured after 11/1/2023

Aspen Trail 3400BHS

- Length: 38' 7"
- Weight: 9,273 lbs.
- Sleeps: 8-10
- Hitch: 1,171 lbs.
- Height: 12' 6"



Select Key Features

- Front Full Wardrobe
- Separate Bunk Room
- U-Shaped Dinette
- Washer/Dryer Prep
- Outside Kitchen

 All info & specs are for units manufactured after 11/1/2023




Interior Features: LOFT



- Washer/Dryer Prep
- HD LED TV
- 32" X 40" Shower w/ Glass Doors & Surround
- Central Vacuum System*
- 15 cu. ft. Residential Refrigerator
- Recessed Range with Large 24" Oven
- Pendant Lighting in Kitchen
- AM/FM/BT Radio
- 72" X 80" King Size Bed
- Tri-Fold Sleeper Sofa
- Twin Beds in Loft w/ TV Prep
- Sliding Patio Door
- Upgraded Residential Furniture
- Blackout Roller Shades Throughout
- Living Room Ceiling Fan*

*Select Floor Plans



Exterior Features: LOFT

- Front Bay Window
- 2 Air Conditioners
- Prepped for 3rd A/C
- Slide Out Toppers
- Exterior Speakers
- Oversized Panoramic Windows
- Friction Hinge Entry Door
- **Detachable Hitch***
- Black Tank Flush
- 5/8" Plywood Tongue & Groove Floor
- Tankless Water Heater
- Exterior Shower
- 35,000 BTU High Output Furnace
- Fiberglass Front Profile
- Solar Prep w/ Inverter Prep

*Select Floor Plans



More Standard Features



Power
Stabilizer
Jacks



Dual 30lb
Propane



Prepped
for WIFI



Pop Up
Power



W/D
Prep



HD LED
TV



Aspen Trail 390LOFT

- Length: 40' 8"
- Weight: 11,305 lbs.
- Sleeps: 6-8
- Hitch: 1,483 lbs.
- Height: 13'5"



Select Key Features

- King Size Bed
- Front Living
- Kitchen Island
- 2 Twin Size Beds in Loft

 All info & specs are for units manufactured after 11/1/2023

Aspen Trail 391LOFT

- Length: 40' 9"
- Weight: 11,596 lbs.
- Sleeps: 6-8
- Hitch: 1,254 lbs.
- Height: 13'5"



Select Key Features

- Front Bedroom
- Large Closet
- Wrap Around Dresser
- 3 Twin Size Beds in Lofts

 All info & specs are for units manufactured after 11/1/2023

Aspen Trail 421LOFT

- Length: 44' 9"
- Weight: 11,432 lbs.
- Sleeps: 6-8
- Hitch: 2,298 lbs.
- Height: 12'5"



Select Key Features

- Large Rear Bathroom
- Dual Vanity Sinks
- Front Bedroom
- Wrap Around Dresser
- L-Shaped Sofa
- Kitchen Island w/Bar Stools
- 4 Twin Size Beds in Lofts

 All info & specs are for units manufactured after 11/1/2023

Specifications

Floorplan	Weights (lbs)			Tanks (Gallons)			Dimensions	
	Shipping Weight	Hitch Weight	Carrying Capacity	Fresh Water Capacity	Waste Water Capacity	Gray Water Capacity	Exterior Length	Exterior Height
2860RLS	6,707	753	2,093	46	42	42	32' 11"	11' 3"
2880RKS	6,741	813	2,059	46	42	84	33' 1"	11' 2"
3020BHL	7,148	922	2,532	46	84	84	36' 6"	11' 4"
3210BHDS	7,946	1,082	1,734	46	42	42	36' 10"	11' 4"
3300RKS	8,020	1,090	1,070	46	42	42	37' 11"	12' 6"
3400BHS	9,273	1,171	1,947	46	42	84	38' 7"	12' 6"
390LOFT	11,305	1,483	2,695	46	42	84	40' 8"	13' 5"
391LOFT	11,596	1,254	2,404	46	42	84	40' 9"	13' 5"
421LOFT	11,432	2,298	2,568	46	42	84	44' 9"	13' 5"

*Length is defined as the distance from the centerline of hitch pin/coupler to rear bumper of trailer.

**Our weights represent how most units are built, inclusive of many commonly-ordered options.

***Fresh water capacity includes water heater capacity.

DISCLAIMER: Product information is as accurate as possible as of the date of brochure publication. All features, floor plans and specifications in this brochure are subject to change without notice. Please consult Dutchmen's website at www.Dutchmen.com for current product information and specifications.

Make the Dutchmen® Connection.

Connect with other RVers in the Dutchmen community. Sharing adventures is a great way to get inspired and get on the road. Gather 'round our social media campfires with us—and be sure to follow us so we can share with you!



[dutchmen.com](https://www.dutchmen.com)

Visit us online to see all the Dutchmen brands, innovative models, and spacious floor plans.

*Length is defined as the distance from the centerline of hitch pin/coupler to rear bumper of trailer.

**Our weights represent how most units are built, inclusive of many commonly-ordered options.

***Fresh water capacity includes water heater capacity.

DISCLAIMER: Product information is as accurate as possible as of the date of brochure publication. All features, floor plans and specifications in this brochure are subject to change without notice. Please consult Dutchmen's website at www.Dutchmen.com for current product information

Contact Sales: 574.537.0600

