



THE ULTIMATE OWNERSHIP EXPERIENCE

REDWOOD



RW-400ILK Interior in Dusk Cabinets

Redwood RV is the number one retail sold Luxury FW in North America, with good reason. Not only do we offer the strongest foundation, the most innovative technologies and the most luxurious full time living amenities, we also ensure that our customers are in constant communication with our dealers/owner relations/warranty division for the best care.

Redwood offers our customer the best ownership experience by offering over 2,000 service centers throughout North America along with our resourceful Owners Group. You can access our current dealers, and or your closest service center online within seconds, or simply give us a call.

Welcome to the Redwood family. We are a team from the beginning of your purchase, through your journeys along the road.



The CrossRoads limited base warranty covers your RV for a period of (2) years from the date of purchase by the original owner. Transferable during the warranty period. The limited warranty covers defects in materials & workmanship supplied by and attributed to CrossRoads' manufacturing & assembly of the RV.

ONE-STOP WARRANTY CLAIMS PROCESSING, INCLUDING SUPPLIER WARRANTIES.*

The limited structural warranty covers your RV for a period of three (3) years from the date of purchase by the original owner. Transferable during the warranty period. The structural warranty covers defects in materials and workmanship attributable to CrossRoads RV manufacturing and assembly of the structural portion of your RV.

Custom Shower with Teak Bench



King Bed with Tilt in the 4001LK



4150RD Kitchen in Sage Cabinets



4001LK Interior in Dusk Cabinets



Bathroom in the 4200FL



4120GK Interior in Sage Cabinets

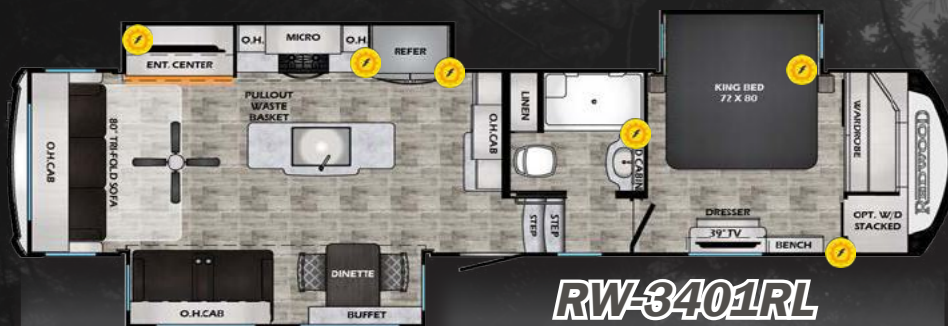


4120GK Living Area in Silver Decor

Passthrough with Easy Access



4200FL in Silver Decor and Dusk Cabinets



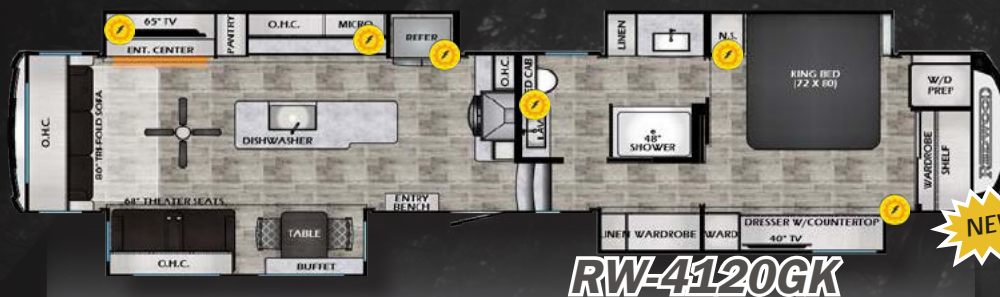
RW-3401RL

WEIGHT	LENGTH	HEIGHT	FRESH W	BLACK W	GRAY W	HITCH	CAR CAP
13586	36' 8"	13' 6"	50 Gal	45 Gal	88 Gal	2362	4314



RW-4001LK

WEIGHT	LENGTH	HEIGHT	FRESH W	BLACK W	GRAY W	HITCH	CAR CAP
15088	42' 10"	13' 6"	50 Gal	89 Gal	82 Gal	3152	2812



RW-4120GK

WEIGHT	LENGTH	HEIGHT	FRESH W	BLACK W	GRAY W	HITCH	CAR CAP
16212	44' 10"	13' 6"	50 Gal	44 Gal	82 Gal	3154	2788

NEW



RW-4150RD

WEIGHT	LENGTH	HEIGHT	FRESH W	BLACK W	GRAY W	HITCH	CAR CAP
16037	44' 10"	13' 6"	50 Gal	44 Gal	82 Gal	2878	2833



RW-4200FL

WEIGHT	LENGTH	HEIGHT	FRESH W	BLACK W	GRAY W	HITCH	CAR CAP
16206	44' 10"	13' 6"	50 Gal	38 Gal	76 Gal	3214	2794

NEW



Locations with this symbol denote powered outlets/appliances with inverter


Checkout the website for more information! www.redwood-rv.com

HIGH PERFORMANCE AIRFLOW SYSTEM



bladePURE

CLEAN - QUIET - COOL



20% MORE COOLING POWER + AIR FILTRATION AND SOUND DAMPENING

A thoughtful combination of new-age efficiency and residential comfort, Blade Pure™ takes camping comfort to the next level. Now available on Redwood



DUST & LINT



DUST MITES



PET DANDER



MOLD



AUTO FUMES



POLLEN

MERV 9 FILTRATION

Tested to remove up to 50% of 1-3 micron particles for cleaner, healthier air. Blade Pure removes contaminants such as dust, mites, pet dander, pollen, mold, and auto fumes providing an extra layer of safety and peace of mind. According to the EPA, indoor air can contain 2-5 times the amount of pollutants found outdoors, Blade Pure ensures those suffering from asthma and allergies get to breathe easier while traveling the country or weekend at their local campground (Indoor Air Quality, 2018).



THE QUIET SERIES

The Coleman-Mach Q Series is undoubtedly the quietest air conditioner in the industry. With a combined noise reduction of more than 10-15 decibels over traditional A/C's without filtration, campers will enjoy movie nights, conversations, and better sleep without the distraction of a loud air conditioning unit.



Water Softener (On The Go)

Winegard Air 360+ V2
Nationwide 4G LTE Data Plans
w/ Winegard Connect 2.0 -
Compatible w/ Most Data Plans



- Increased WiFi Range
- Powerful
- Internet While On-The-Go
- Secure RV Internet
- No Contract
- Nationwide 4G LTE Coverage
- AM/FM Radio



To Learn More!

PAINT COLORS:



CRIMSON WINE



MOONLITE WHITE



IVORY GREY



TOPAZ BLUE



CABINET COLOR OPTIONS



Dusk



Sage



CONTROL FEATURES:

- Lights/RGB-W
- Lighting Modes
- HVAC
- A/V

The Vegatouch brand products allow system control via a capacitive touchscreen and/or mobile device with interfaces developed in-house to provide a total, modern RV-C package that provides ease-of-use to end-users.



The screen features a glass capacitive interface, low profile flush-mount installation, operation from network power and CAN connection, digital navigation buttons, and support for a network of wireless switches. The touch screen offers complete control/monitoring of lighting, RGB, HVAC, Awnings, Slides, Leveling, Tanks, Water Heaters, Water Pump, Generators, custom modes, and much more!

WHAT MOBILE APP DO I NEED?

Firefly Integrations offers a vast array of software applications for mobile devices. It's important to understand which app will work with your RV. The mobile app that will work with your coach is based on the hardware in your Firefly system and/or by what control screen you have. To find out which app you need, please refer to the information on the web.






GO POWER! SOLAR

Dual inputs for solar hookup on roof and sidewall of each Redwood RV. Roof solar panels pre-installed is a popular option.



HYPERDECK™ FLOORING

Marine grade flooring in slide outs allows for much more moisture resistance. Hyperdeck™ replaces wood with 100% inorganic materials that resist water damage.



WATER MANIFOLD

- Improved Efficiencies
- Direct Lines to Plumbing Fixtures
- Dedicated Shut-Off Valves
- Residential Pex Water Lines



TPMS / TST

Tire pressure monitoring systems give you peace of mind while driving down the road.



NEW UPGRADED STOVE

- Right Front Burner 12K BTU
- Right Rear Burner 3.5K BTU
- Left Front Burner 9K BTU
- Left Rear Burner 6K BTU w/ 3.7 Ft³ Oven



MORRYDE BED TILT SYSTEM

- Creates more space around foot of bed
- Adapt to your comfort level
- Easily sit up in bed



DIMMER SWITCH

Adjust lighting in your Redwood RV with the touch of a finger. Long press to dim, while tapping once will turn them on/off.



WIRELESS CHARGERS

As simple as setting down your phone... Place any Qi enabled wireless device on the charging station to instantly begin recharging your device.



STACKED WASHER/DRYER

Stacked washer/dryer give you the ease of doing laundry without having to leave your coach.



ON THE GO WATER SOFTENER

You have one in your home, why not your RV? This On the Go water softener runs through the entire coach giving you soft water where you need it.



SMART 4K HDTV

- Built in Roku to Stream your Favorite Content
- Cast to TV from your Smart Device

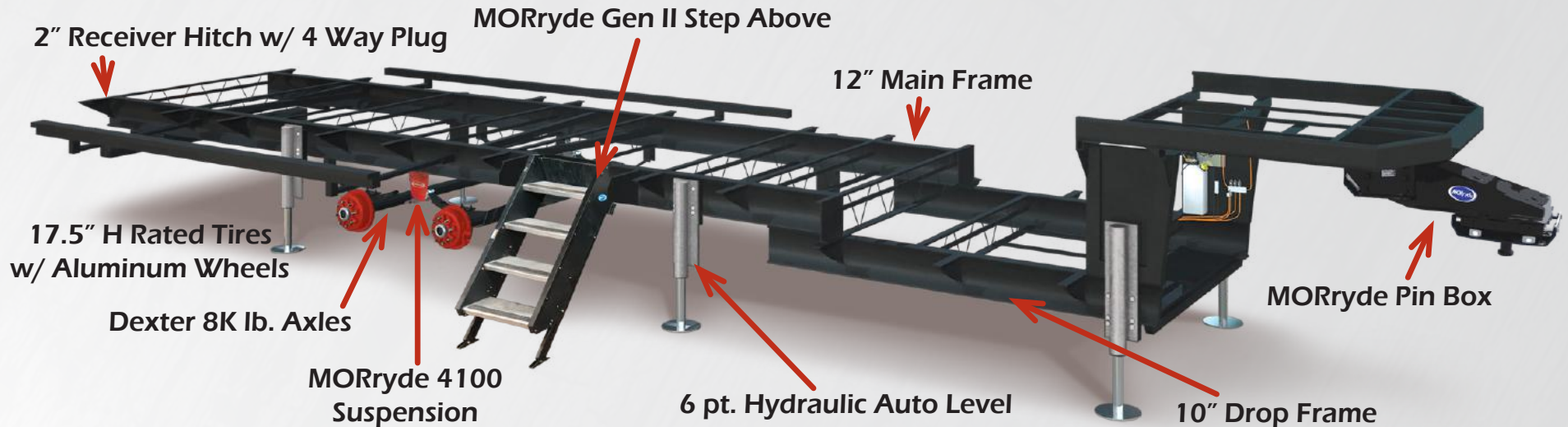


WATER HEATER

This on demand water heater provides hot water when you need it.

THE FOUNDATION OF LUXURY

Our FIT 2.0 Chassis is made from the best components available!



Falcon Integrated Technology (FIT 2.0) ensures quality down to the smallest of details. All components of the FIT 2.0 chassis system are sourced from industry leading manufacturers, producing one of the industry's most sought-after foundations.

Additionally, having a custom chassis system from industry leaders allows for the use of many industry firsts. This keeps the features and technology of the FIT chassis at the forefront of the best the RV industry has to offer.



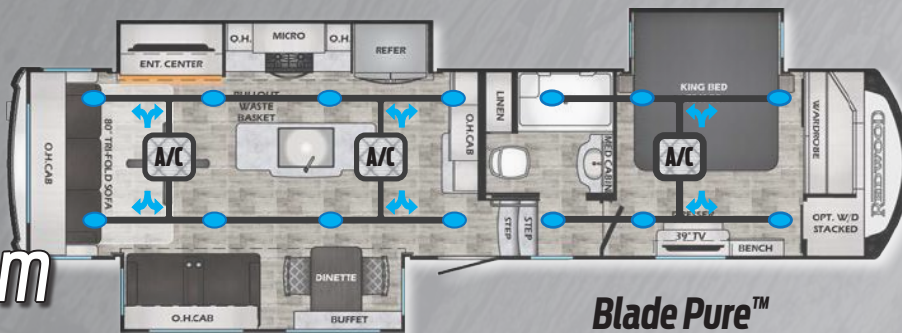
ENLARGED BRAKES



LRE 4100 SUSPENSION W/ WET BOLTS

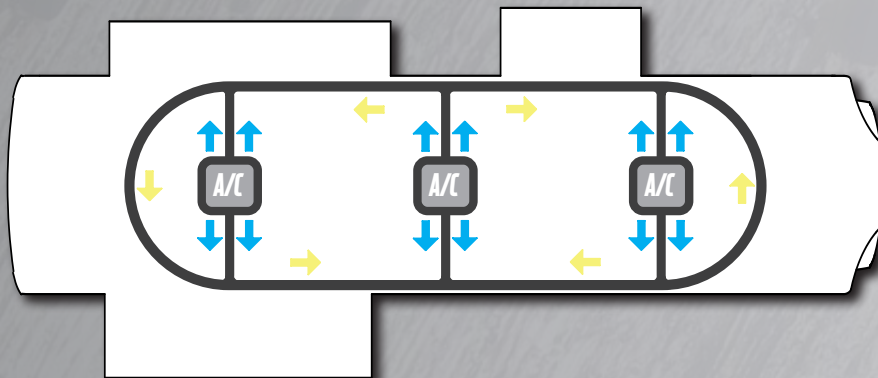
The Best *Cooling* Efficiency Period!

Dual Zone System



Blade Pure™

Why have this?



Choose Redwood and get the efficiency you deserve!

Redwood RV's exclusive A/C system provides users with the best efficiencies in the industry.

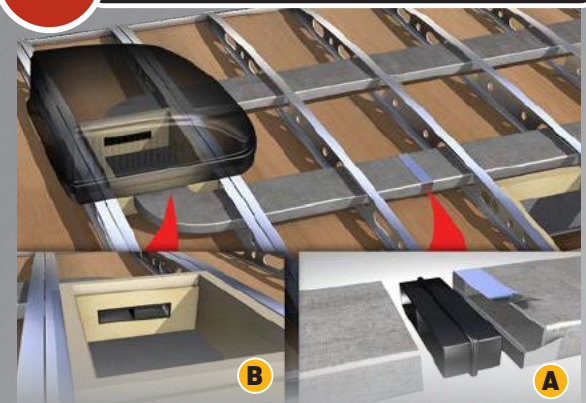
- 15K Coleman Power Saver Q Series A/C's - 3 Standard (Run all 3 at the same time!)
- 2 Zone Living = Shorter distances for energy to travel = Maximum Efficiency
- Blade Pure Airflow System w/ Merv 9 Filter
- Injection Molded Connectors - Strengthens & Maximizes Airflow
- Insulated A/C Duct Work - Keeps Cold Air Colder Longer & Reduces Sweating
- Blade High Performance Airflow System

blade pure
CLEAN, QUIET, COOL



01

SUPERCHARGED A/C COOLING



TUF-LOK THERMOPLASTIC COUPLERS FORM A PERMANENT, CRUSH-RESISTANT SEAL IN YOUR AIR-CONDITIONING DUCT

- **A.** Securely joins ductwork and air-conditioning units, crush resistant design won't pull apart due to rough roads, heat and stress
- **B.** Drastically reduces chilled-air leaks to boost cooling efficiency and comfort

03

PERFECT-FIT SLIDE TECHNOLOGY



PERFECT FIT FIVE-POINT SLIDE ROOM CONSTRUCTION BACKED BY THE INDUSTRY'S BEST 3-YEAR LIMITED STRUCTURAL WARRANTY

- Designed to eliminate drag on Carpet and Lino
- Bulb seal slides into track vs. being glued into place
- Rain channels direct rain away from the slide openings
- Composite slide-room "glide" bar enables the room to move with no binding
- Reinforced roof, walls and floor
- Beefed-up aluminum header above slide room for greater strength

The Best *Heating* Efficiency Period!

02

UNIFIED WIRING SYSTEM



REDWOOD INCORPORATES COLOR-CODED AND NUMBERED ELECTRICAL WIRING ON ALL PRODUCTS

- Creates a clean, well organized wiring layout
- Makes it easy to trace electrical circuits and saves troubleshooting time

04

RAIN BAY TESTED



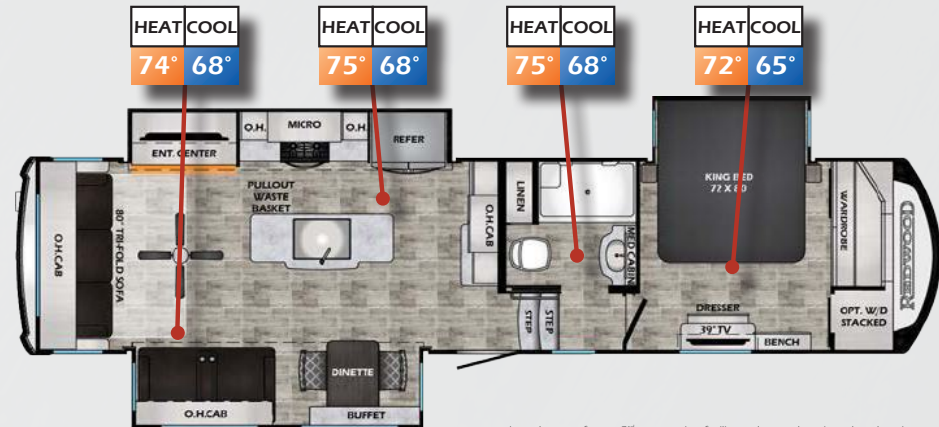
RAIN BAY TESTED

- Rain bay testing ensures the unit has no leaks when it leaves the facility

REAL TEMPERATURE TESTED! NO VAGUE/SUBJECTIVE R-VALUES



- A/C SYSTEM TESTED IN **110°** ENVIRONMENT*
- FURNACE TESTED IN **0°** ENVIRONMENT*



*numbers are from a 3rd party testing facility and were done in a closed environment

Choose *Redwood* and get the efficiency you deserve!

3 Sources of Heat for Maximum Heat Efficiency

- 35,000 BTU Energy Efficient Furnace:
 - Floor Ducted Heat Run - Spans Entire Length of Unit - Evenly Distributed Heat
 - Water Lines Ran Into Floor & Run Parallel to Ducted Heat - Keeps Lines from Freezing
 - Dedicated Heat Runs for Both Sub-floor (Tanks) & Pass Through Storage
- 5,300 BTU Electric Fireplace - Easily Heats up to 1,000 ft²
- Heat Pump Dedicated for Both Bedroom & Bathroom

STANDARDS AND OPTIONS:

KITCHEN & APPLIANCES

- Coleman Mach 15 Power Saver - Q Series
- Hardwood Stiles Pre-Drilled & Screwed Together
- Residential Sized Storage Drawers
- Pots & Pans Storage
- EGS Steel Backed Cabinet Anchors
- LG Solid Surface Countertops
- High Rise Faucet w/ Pull Out Sprayer
- Over-Island Lighting
- 18 Ft³ Residential Refrigerator - w/ 2000W Inverter
- Insignia 3.7 Ft³ Oven w/ 4 Burner Cook Top
- 30" Microwave w/ Exhaust Fan
- Max Air Fan w/ Rain Sensor

BEDROOM

- Gel Foam King Bed w/ MORryde Bed Tilt
- 110v Outlets on Sides of Bed
- USB Ports on Both Sides of Bed
- C-PAP Shelves on Both Sides of Bed
- Residential Dresser w/ Drawers
- Walk-In Closet with Shelving (VBM)
- Night Roller Shades
- Coleman Mach 15 Power Saver - Q Series w/ Heat Pump A/C

LIVING AREA

- Coleman Mach 15 Power Saver - Q Series
- 55"-65" 4K Smart HDTV (VBM)
- 2 USB Ports Beside Sofa
- Wireless Charging Pad
- 5,100 BTU Fireplace
- Winegard Air 360+ w/ WiFi Extender & 4G Gateway

BATHROOM

- 48" Custom Shower w/ Folding Teak Seat
- Domed Skylight in Shower
- Porcelain Foot Flush Toilet
- Heat & A/C Duct in Bathroom
- Max Air Fan w/ Rain Sensor
- Residential Rain Shower Head w/ Sprayer
- LG Solid Surface Countertops

GENERAL INTERIOR

- Firefly Automation Control System
- Solid Hardwood Slide Fascia
- 7" Interior Slide Room Height
- Energy Efficient 35,000 BTU Furnace
- Residential Linoleum
- Magnetic Door Stops
- Blade Pure Airflow System w/ Merv 9 Filtration
- Washer/Dryer

CONSTRUCTION

Chassis

- Custom FIT 2.0 Chassis
 - » Falcon 12"/10" I-Beam Drop Frame
 - » Falcon Hydraulic Slide Out System w/ Manual Override (Main Slides)
 - » Dexter 8,000 lb. Axles
 - » Falcon 2" (3,000 lb.) Receiver Hitch
 - » MORryde Pinbox
 - » MORryde LRE 4100 Suspension System
 - » MORryde Lift Assist Steps
 - » 6-Point Hydraulic Jacks w/ Auto Leveling
 - » 17.5 H Rated 16 Ply Tires
 - » 3-3/8" Self-Adjusting Drum Brakes
 - » 17.5" Wheels

Sidewalls

- Z-65 True Gel Coat Exterior
- 2" Laminated Wall
- Sanded Block Foam Insulation
- Double Welded Aluminum Frame
- Double Luan Backer

Floor

- 5/8" Floor Decking (Dyna Span)
- 3" Aluminum Subfloor - 11" on Center (VBM)
- Batten Fiberglass Insulation
- Radiant Tech Foil Insulation
- Darco Moisture Barrier
- Corrugated Underbelly w/ Tech Foil
- Fully Enclosed & Heated Underbelly

Roof

- One Piece Alpha-Ply Roof Material (Lifetime Warranty)
- 5" Reinforced Trussed Roof Rafter System
- Double Trusses at each A/C
- 3/8" Roof Decking
- Batten Fiberglass Insulation
- Radiant Tech Foil Insulation
- Fully Walkable
- 2 Attic Vents

General Exterior

- Front & Rear Insulated Fiberglass Caps
- LED Pin Box Light
- 2nd Power Awning w/ LED (VBM)
- Docking Station w/ All Hooks & Black Tank Flush
- Fully Finished & Heated Pass-Through w/ Slat Board Storage
- Exterior Radio in Pass-Through
- Exterior Speakers
- (2) 45 Gallon Grey Tanks (VBM)
- 60 Gallon Fresh Water Tanks
- 45 Gallon Black Tank (VBM)
- Holding Tank Heat Pads
- 60K BTU Tankless Water Heater
- Enclosed & Heated Water Lines
- Seamless Residential Insulated Heat Ducts
- 3-Zoned A/C Ducting System
- Wireless Backup Camera Prep
- Electric Power Cord Reel
- 110v Exterior Receptacle
- (2) 30 lb. LP Tanks w/ Auto Change Over
- Secure Grab Handle

Parks Package - Standard

- 55" or 65" 4K Smart TV (VBM)
- Soundbar w/ Powered Sub
- Custom Hardwood Cabinet Doors
- 39" LED HDTV in Bedroom
- USB Ports Throughout
- Winegard 360+ 4G/Wifi
- LED Recessed ceiling Lights
- Electric Adjustable Awning w/ LED lights
- 2nd Powered Awning (VBM)

- 2nd 15K A/C w/ Heat Pump in Bedroom
- Electric Theater Seating w/ Massage
- Dinette Chairs (2)
- Faux Leather Sofa
- Pullout Dinette Table
- Keyed-A-Like Whole Coach Lock System
- Central Vacuum
- Tank Heating Pads
- KeyTV

Complete Water Package - Standard

- Water Softener (On The Go)
- On Demand Water Heater (Truma)
- Water Manifold
- Whole Unit Water Filtration
- Dedicated Drinking Water Filter

Full Time Living Package - Standard

- Z65 Gel Coat Fiberglass
- Water Manifold System
- Insulated Slam-Latch Baggage Doors
- Dimmable Lighting
- MORryde Pinbox
- Generator Prep
- Power Cord Reel
- EZ Lube Dexter Axles w/ Correct Track
- FIT 2.0 Chassis (12"/10" I-Beam 3K lb. 2" Receiver Hitch MORryde Step Above Entry Step)
- MORryde LRE 4100 Suspension
- Aluminum 17.5" Wheels
- H-Rated Tires
- 50 Amp Service (90 Amp Converter)
- Heavy Duty Drawer Glides
- Solid Wood Styles - Hidden Hinges on Cabinets w/ Soft Close Latches
- Day/Night Roller Shades in Living Area (Night Roller Shades in Bedroom)
- Accessory Charging Station
- Ceiling Fan (N/A 4200FL)
- Stainless Steel Sink w/ High Rise Faucet
- Linoleum Throughout
- Go Power Solar Prep
- Large High Rise Island
- Dedicated Garbage Cabinet
- Spice Drawer
- Pantry w/ Sliding Drawers
- Power Vent Fan - Bathroom
- 5100 BTU Fireplace
- King Bed w/ Electric Tilt

Options

- High Efficiency Dishwasher
- 5.5 Onan LP Generator
- Slide Awning Package
- Disc Brakes
- Desk IPO Dinette
- Freedom Solar 2 (2 - 200 Watt Panels w/ Controller by GoPower)

*VBM - Varies By Model

www.redwood-rv.com • 1140 W. Lake St Topeka, IN 46571 • (260) 593 - 3850

DISCLAIMER: Product information is as accurate as possible as of the date of publication of this brochure. All features, floor plans, and specifications in this brochure are subject to change without notice. Please also consult Redwood's web site at www.redwood-rv.com for more current product information and specifications. Tow Vehicle Disclaimer. CAUTION: Owners of Redwood recreational vehicles are solely responsible for the selection and proper use of tow vehicles. All customers should consult with a motor vehicle manufacturer or their dealer concerning the purchase and use of suitable tow vehicles for Redwood products. Redwood RV disclaims any liability or damages suffered as a result of the selection, operation, use or misuse of a tow vehicle. CROSSROADS' LIMITED WARRANTY DOES NOT COVER DAMAGE TO THE RECREATIONAL VEHICLE OR THE TOW VEHICLE AS A RESULT OF THE SELECTION, OPERATION, USE OR MISUSE OF THE TOW VEHICLE. REFERENCE CROSSROADS RV COMPANY OWNERS MANUAL FOR LIMITED WARRANTY DETAILS. *Length is defined as the distance from the centerline of hitch pin/coupler to rear bumper of trailer.

Jan. 2023